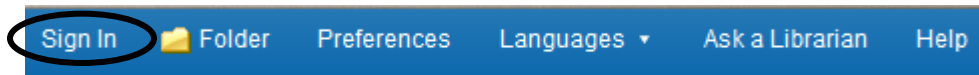




Keeping Current: Ebscohost journals alert

Journal Alerts allow you to set up automatic e-mail notification when a new issue of a specific journal becomes available in an EBSCOhost database.

- 1) Choose an Ebscohost database like Academic Search Complete, Medline Full Text, or Business Source Complete from the library website.
- 2) Click on **Sign In** at the top toolbar.



- 3) Enter username and password. If you don't have an account, create one by choosing "Create a new account".



Sign In to My EBSCOhost

[← Back](#)

User Name

Password

Login

[Create a new Account](#)

Load Preferences from My EBSCOhost

[Forgot your password?](#)

[Forgot your user name and password?](#)

Sign in to access your personalized account.

- ✓ Save preferences
- ✓ Organize your research with folders
- ✓ Share your folders with others
- ✓ View others' folders
- ✓ Save and retrieve your search history
- ✓ Create email alerts and/or RSS feeds
- ✓ Gain access to your saved research remotely

- 4) Click on the **Publications** button along the top toolbar.



- 5) Enter the publication name in the **Browse Publications** field and then click **Browse**.
- 6) Click the orange RSS feed icon beside the publication title.

Mark Items for Search

Add



Online Searcher

Bibliographic Records: 01/01/2013 To Present

Full Text: 01/01/2013 To Present




PDF Full Text;



HTML Full Text

- 7) Set your alert parameters. You can choose to receive either a link to the table of contents or to individual articles. Other options (brief or complete bibliographic records, for example), are also available.
- 8) Add your e-mail address, and click **Save Alert**. The standard period publication alerts is 6 months. If you want to change this and other settings, click on **Advanced Settings** at the bottom of the screen.

Create Alert 

Journal Alert: ""Online Searcher" on 2016-08-01 06:49 PM"


E-mail

Subject

Hide addresses from recipients

E-mail from

E-mail format
 Plain Text HTML


E-mail to 
 Separate each e-mail address with a semicolon. Leave E-mail to field blank if you do not wish to receive e-mail alerts.

E-mail contents
 Link to table of contents Link to individual articles

General Settings

Results format

Alert on full text only

 **RSS Feed**
<http://rss.ebscohost.com/AlertSyndicationService/Syndication.aspx/GetFeed?guid=4899865>

Save Alert **Cancel Alert**

[Advanced Settings](#)

- 9) If you want to view, edit, or delete your saved alerts at a later time, click on the “Folder” icon at the top toolbar and navigate to the option **Journal Alerts** on the left hand column.

